


cyllid myfyrwyr **cymru**
student finance **wales**



Welsh Government Learning Grant Further Education 2024/25



Financial Details Form



www.studentfinancewales.co.uk/wglgfe

How to complete the Financial Details Form

- Follow the instructions, we'll tell you what questions you need to answer and what ones you can skip.
- **Section 1** asks about you and who you live with, it will also tell you who needs to complete the rest of the form.
- **Sections 2 and 3** will ask about your household financial details. Depending on your situation, either:
 - you (and your partner, if you have one); **or**
 - you and your parent(s); **or**
 - you, your parent and their partner (if they have one)will need to complete up to two of these sections. You will all need to have your National Insurance numbers to hand.
- **Section 4** contains your declarations which must be signed.
- You need to complete all of the questions you're asked to. Any missing information will delay your application.
- Where we ask for supporting documents – we will need it before your application can be fully processed. Any missing documents will delay your application.

Use the notes



Where you see this you should check the notes for specific **information** to help you complete a question or section.



Where you see this you need to send us **supporting documents**. Use the notes to find out exactly what you need to send. You should send **photocopies** of your evidence unless otherwise stated. We will return any original documents.

How we process your data

To find out more about how your information is used and why, make sure you read our Information Usage Summary on page 11 of the accompanying notes.

Additional Help and Information

If you need any help to complete this form, please call us on **0300 200 4050**

Our website also has lots of helpful information about Welsh Government Learning Grant Further Education: **www.studentfinancewales.co.uk/wglgfe**

You can get forms and guides in Braille, large print or audio. Send your name and address along with a message telling us what format you require to **brailleandlargefonts@slc.co.uk** or you can telephone us on **0141 243 3686**.

Note: this email address and telephone number can only deal with requests for alternative formats of forms and guides.

Section 1 Student details

1.1 Customer Reference Number

--	--	--	--	--	--	--	--	--	--	--


1.2 Student details

Forename

Surname

1.3 Has your name changed from the one shown above?

No – go to **1.4**

Yes – you need to send supporting documents, read  the notes to see what to send. Go to **1.4**.

1.4 Has your marital status changed since your original application for this grant?

No – go to **1.6**

Yes – go to **1.5**


1.5 What is your new marital status?

Tick all the options that apply.


For example - if you are divorced and now living with a partner, you should tick both options.

I'm now single


I'm now separated

 You need to send supporting documents, read the notes to see what to send.

I'm now divorced


 You need to send supporting documents, read the notes to see what to send.

My civil partnership has been dissolved


 You need to send supporting documents, read the notes to see what to send.

I'm now a widow/surviving civil partner


I'm now married

 You need to send supporting documents, read the notes to see what to send.

I'm now in a civil partnership

 You need to send supporting documents, read the notes to see what to send.

I'm now living with a partner

 You may need to send supporting documents, read the notes to see what to send.

Section 1 Student details (continued)

1.6 Tick one of the following statements that will apply to you on the first day of the first academic year of your course



I'll be responsible for a child – go to **1.7**

I'll have financially supported myself for 3 years or more (this does not have to be 3 consecutive years) – go to **1.7**



I have not been living in the legal care of my parents for a combined total of at least 13 weeks before turning 25 (you need to send supporting documents, read the notes to see what you need to send) – go to **Section 4**

I'm married or in a civil partnership; or
I'm currently living with a partner but previously:

- divorced
- separated
- have had my civil partnership dissolved

– go to **1.7**

I will have been estranged from both my parents for more than 12 months – go to **1.7**

Both my parents are deceased – go to **1.7**

None of the above – go to **1.8**

1.7 If you ticked any of the above.

Have you already sent supporting documents to prove each statement ticked?

No – read the notes indicated above to see what you need to send. You are an **independent student**, go to **Section 2**.

Yes – you are an **independent student**. You need to complete **Section 2**. If you have a partner, they need to complete **Section 3**. You and your partner, if applicable, then need to complete **Section 4**.

1.8 If you ticked 'none of the above'.

You are a **dependent student**. You need to complete **Section 2** and your parent(s) need(s) to complete **Section 3**. Both/all of you then need to complete **Section 4**.

Section 2 Student financial details

Data Sharing



We will share and check the details you give us with HM Revenue & Customs, allowing us to gain the most accurate information possible. This can only be done if you have a valid National Insurance (NI) number. This information will be used to work out if you are eligible to get Welsh Government Learning Grant Further Education (WGLG FE) based on household income. To find out more about how your information is used and why, make sure you read our Information Usage Summary on page 11 of the accompanying notes.

You can get up to £1,500 for a full-time course or up to £750 for a part-time course, depending on the household income. The higher income from you or your parent(s)/partner will be used to assess your entitlement.

Annual household income	Part-time (275 – 499 hours)	Full-time (500+ hours)
Up to £6,120	£750	£1,500
£6,121 – £12,235	£450	£750
£12,236 – £18,370	£300	£450
£18,371 and above	£0	£0

Part A

Financial information for tax year 2022-23

How to complete Part A

- Answer every question.
- Where you answer 'Yes' to a question you must give **gross** income amounts.
- Any amounts given must be for the tax year starting **6 April 2022** and ending **5 April 2023**.
- If you don't receive a specific type of income listed in a question, write 'n/a'.

Do I need to send any evidence of financial details with this application?

No, you don't need to send any evidence of your financial details now, but we may write out to request this at a later date. You only need to send us evidence if we request it.

If you're self assessed – read page 5 of the notes for more information.

If you're not self assessed – you can use your P60 to complete this section.

2.1 Has your household income permanently dropped since the 2022-23 tax year?



Yes – your parent(s)/partner, if applicable, will also need to send us evidence. Read the notes to see what to send then – go to **2.22**

No – go to **2.2**

2.2 National Insurance number

 - -

2.3 Were you in receipt of Income Support or Income-related Employment and Support Allowance?

Yes No

2.4 Were you in receipt of Universal Credit?

Yes No

Section 2 Student financial details (continued)

2.5 Did you receive any income from salary, wages, taxable state benefits or from occupational or private pensions?



Total income from salary/wages



Total income from taxable state benefits

Total income from occupational pension(s)

If you received a lump sum pension, only declare the amount that you paid tax on.

Total income from private pension(s)

If you received a lump sum pension, only declare the amount that you paid tax on.

Yes – give details

No – go to **2.6**

£

£

£

£

2.6 Did you receive any income from a state retirement pension?

Total non-lump sum amount received

Total lump sum amount received

Yes – give details

No – go to **2.7**

£

£

2.7 Did you receive any income from savings and investments?



Total interest from UK banks, building societies and unit trusts



Total income from UK life insurance gains, securities and partnerships



Total income from UK investments and dividends



Total income from foreign investment and dividends

Yes – give details

No – go to **2.8**

£

£

£

£

2.8 Did you receive any taxable benefits in kind?



Total income from taxable benefits in kind

Yes – give details

No – go to **2.9**

£

2.9 Did you receive any other income during tax year 2022-23 that you have not told us about in **Part A**?

Yes – go to
Part B

No – go to
Part C

Section 2 Student financial details (continued)

Part B Any other income

How to complete Part B

- Answer every question.
- Where you answer 'Yes' to a question you must give **gross** income amounts.
- Any amounts given must be for the tax year starting **6 April 2022** and ending **5 April 2023**.
- If you leave any question blank we will not be able to process this application.
- If you don't receive a specific type of income listed in a question, write 'n/a'.

2.10 Did you receive any income from self-employment?



Yes – give details

No – go to **2.11**

2.10 Total taxable profit from businesses



£

2.10 Total taxable profit from partnerships



£

2.11 Did you receive any income as a Minister of religion?



Yes – give details

No – go to **2.12**

2.11 Total taxable income minus expenses that are not included on your P60 or P11D

£

2.12 Did you receive any other taxable income or lump sums?



Yes – give details

No – go to **2.13**

2.12 Total income received

£

2.13 Did you receive any income from property lettings?



Yes – give details

No – go to **2.14**

2.13 Total income received

£

2.14 Did you receive any income from UK trusts?



Yes – give details

No – go to **2.15**

2.14 Total income received

£

Section 2 Student financial details (continued)

2.15 Did you receive any foreign income?



Total income received

Yes – give details

No – go to **2.16**

£

2.16 Did you receive any income from an overseas pension?



Total income received

Yes – give details

No – go to **2.17**

£

2.17 Did you receive any other overseas income and gains?



Total income received

Yes – give details

No – go to **Part C**

£

– go to **Part C**

Part C

Income deductions

How to complete Part C

- Answer every question.
- Where you answer 'Yes' to a question you must give **gross** deduction amounts.
- Any amounts given must be for the tax year starting **6 April 2022** and ending **5 April 2023**.
- If you leave any question blank in **Part C** we will not be able to process this application.
- If you don't receive a specific type of deduction listed in a question, write 'n/a'.

2.18 Did you pay any private pension contributions?

Don't include any payments to a workplace pension.

Total amount you paid

Yes – give details

No – go to **2.19**

£

2.19 Did you pay any Additional Voluntary Contributions (AVCs)?

Total amount you paid

Yes – give details

No – go to **2.20**

£

2.20 Deductions towards wages for domestic help due to incapacity?

Total amount you paid

Yes – give details

No – go to **2.21**

£

Section 2 Student financial details (continued)

2.21 Did you have any allowable expenses on which you claimed tax relief?



Total amount on which you claimed tax relief

Yes – give details

No – go to **2.22**

£

2.22 Tick the statement that applies to you and follow the instruction.

Independent student without a partner

Independent student with a partner

Dependent student

Go to **Section 4** and sign your declaration.

Your partner needs to complete **Section 3**, then both of you need to complete **Section 4**

Your parent(s) need(s) to complete **Section 3**, then both/all of you need to complete **Section 4**.

Section 3 Parent(s)/Partner financial details

How to complete this section


If you are a single parent of the student.


Enter your information as **Parent 1**, leave **Parent 2/student's partner** blank.

If there are two parents in the student's household.

Complete this section with information for both **Parent 1** and **Parent 2/student's partner**. Remember to complete the 'Relationship to student' box.

If you're the student's partner.

Enter your information as **Parent 2/student's partner**. Remember to complete the 'Relationship to student' box, leave **Parent 1** blank. **Read page 5 of the notes for more information.** 

If you're self assessed – read page 5 of the notes for more information. 

If you're not self assessed – you can use your P60 to complete this section.

Data Sharing



We will share and check the details you give us with HM Revenue & Customs, allowing us to gain the most accurate information possible. This can only be done if you have a valid National Insurance (NI) number. This information will be used to work out if the student is eligible to get Welsh Government Learning Grant Further Education (WGLG FE) based on household income. To find out more about how your information is used and why, make sure you read our Information Usage Summary on page 11 of the accompanying notes.

The student can get up to £1,500 for a full-time course or up to £750 for a part-time course, depending on the household income. The higher income from both parents, or the student, or the student's partner, will be used to assess the student's entitlement.

Annual household income	Part-time (275 – 499 hours)	Full-time (500+ hours)
Up to £6,120	£750	£1,500
£6,121 – £12,235	£450	£750
£12,236 – £18,370	£300	£450
£18,371 and above	£0	£0

Personal details

Parent 1

Relationship to student

First name

Family name

Date of birth

Day Month Year

- -

[go to Part A](#)

Parent 2/student's partner

Relationship to student

First name

Family name

Date of birth

Day Month Year

- -

[go to Part A](#)

Section 3 Parent(s)/Partner financial details (continued)

Part A

Financial information for tax year 2022-23

How to complete Part A

- Answer every question.
- Where you answer 'Yes' to a question you must give **gross** income amounts.
- Any amounts given must be for the tax year starting **6 April 2022** and ending **5 April 2023**.
- If you don't receive a specific type of income listed in a question, write 'n/a'.

Do I need to send any evidence of financial details with this application?

No, you don't need to send any evidence of your financial details now, but we may write out to request this at a later date.

You only need to send us evidence if we request it.

3.1 Has your household income permanently dropped since the 2022-23 tax year?



Parent 1

Yes – Parent 2, if applicable, will also need to send us evidence. Read the notes to see what to send then – go to **Section 4**

No – provide your National Insurance number

National Insurance number

[go to 3.2](#)

Parent 2/student's partner



Yes – You need to send evidence. Read the notes to see what to send then – go to **Section 4**

No – provide your National Insurance number







National Insurance number

[go to 3.2](#)

Section 3 Parent(s)/Partner financial detail (continued)

	Parent 1 Tax year 2022-23	Parent 2/student's partner Tax year 2022-23
3.2 Were you in receipt of Income Support or Income-related Employment and Support Allowance?	No Yes	No Yes
3.3 Were you in receipt of Universal Credit?	Tax year 2022-23 No Yes	Tax year 2022-23 No Yes
3.4 Did you receive any income from salary, wages, taxable state benefits or from occupational or private pensions?	Tax year 2022-23 No – go to 3.5 Yes – give details	Tax year 2022-23 No – go to 3.5 Yes – give details
 Total income from salary/wages	£ <input type="text"/>	£ <input type="text"/>
 Total income from taxable state benefits	£ <input type="text"/>	£ <input type="text"/>
Total income from occupational pension(s) If you received a lump sum pension, only declare the amount that you paid tax on.	£ <input type="text"/>	£ <input type="text"/>
Total income from private pension(s) If you received a lump sum pension, only declare the amount that you paid tax on.	£ <input type="text"/>	£ <input type="text"/>

Section 3 Parent(s)/Partner financial details (continued)

	Parent 1 Tax year 2022-23	Parent 2/student's partner Tax year 2022-23
3.5 Did you receive any income from a state retirement pension?	No – go to 3.6 Yes – give details	No – go to 3.6 Yes – give details
Total non-lump sum amount received	£ <input type="text"/>	£ <input type="text"/>
Total lump sum amount received	£ <input type="text"/>	£ <input type="text"/>
3.6  Did you receive any income from savings and investments?	Tax year 2022-23 No – go to 3.7 Yes – give details	Tax year 2022-23 No – go to 3.7 Yes – give details
 Total interest from UK banks, building societies and unit trusts	£ <input type="text"/>	£ <input type="text"/>
 Total income from UK life insurance gains, securities and partnerships	£ <input type="text"/>	£ <input type="text"/>
 Total income from UK investments and dividends	£ <input type="text"/>	£ <input type="text"/>
 Total income from foreign investment and dividends	£ <input type="text"/>	£ <input type="text"/>
3.7  Did you receive any taxable benefits in kind?	Tax year 2022-23 No – go to 3.8 Yes – give details	Tax year 2022-23 No – go to 3.8 Yes – give details
Total income from taxable benefits in kind	£ <input type="text"/>	£ <input type="text"/>
3.8 Did you receive any other income during tax year 2022-23 that you have not told us about in Part A ?	Tax year 2022-23 No – go to Part C Yes – go to Part B	Tax year 2022-23 No – go to Part C Yes – go to Part B

Section 3 Parent(s)/Partner financial details (continued)

Part B

Any other income

How to complete Part B

- Answer every question.
- Where you answer 'Yes' to a question you must give **gross** income amounts.
- Any amounts given must be for the tax year starting **6 April 2022** and ending **5 April 2023**.
- If you leave any question blank we will not be able to process this application.
- If you don't receive a specific type of income listed in a question, write 'n/a'.

	Parent 1	Parent 2/student's partner
	Tax year 2022-23	Tax year 2022-23
3.9  Did you receive any income from self-employment?	No – go to 3.10 Yes – give details	No – go to 3.10 Yes – give details
 Total taxable profit from businesses	£ <input type="text"/>	£ <input type="text"/>
 Total taxable profit from partnerships	£ <input type="text"/>	£ <input type="text"/>
	Tax year 2022-23	Tax year 2022-23
3.10  Did you receive any income as a Minister of religion?	No – go to 3.11 Yes – give details	No – go to 3.11 Yes – give details
 Total taxable income minus expenses that are not included on your P60 or P11D	£ <input type="text"/>	£ <input type="text"/>
	Tax year 2022-23	Tax year 2022-23
3.11  Did you receive any other taxable income or lump sums?	No – go to 3.12 Yes – give details	No – go to 3.12 Yes – give details
Total income received	£ <input type="text"/>	£ <input type="text"/>
	Tax year 2022-23	Tax year 2022-23
3.12  Did you receive any income from property lettings?	No – go to 3.13 Yes – give details	No – go to 3.13 Yes – give details
Total income received	£ <input type="text"/>	£ <input type="text"/>

Section 3 Parent(s)/Partner financial details (continued)

3.13 Did you receive any income from UK trusts?



Parent 1

Tax year 2022-23

No – go to **3.14**

Yes – give details

£

Total income received

Parent 2/student's partner

Tax year 2022-23

No – go to **3.14**

Yes – give details

£

3.14 Did you receive any foreign income?



Tax year 2022-23

No – go to **3.15**

Yes – give details

£

Total income received

Tax year 2022-23

No – go to **3.15**

Yes – give details

£

3.15 Did you receive any income from an overseas pension?



Tax year 2022-23

No – go to **3.16**

Yes – give details

£

Total income received

Tax year 2022-23

No – go to **3.16**

Yes – give details

£

3.16 Did you receive any other overseas income and gains?



Tax year 2022-23

No – go to **Part C**

Yes – give details

£

Total income received

go to **Part C**

Tax year 2022-23

No – go to **Part C**

Yes – give details

£

go to **Part C**


Section 3 Parent(s)/Partner financial details (continued)

Part C

Income deductions

How to complete Part C

- Answer every question.
- Where you answer 'Yes' to a question you must give **gross** deduction amounts.
- Any amounts given must be for the tax year starting **6 April 2022** and ending **5 April 2023**.
- If you leave any question blank in **Part C** we will not be able to process this application.
- If you don't receive a specific type of deduction listed in a question, write 'n/a'.

	Parent 1	Parent 2/student's partner
<p>3.17 Did you pay any private pension contributions?</p> <p>Don't include any payments to a workplace pension.</p> <p>Total amount you paid</p>	<p>Tax year 2022-23</p> <p>No – go to 3.18</p> <p>Yes – give details</p> <p>£ <input type="text"/></p>	<p>Tax year 2022-23</p> <p>No – go to 3.18</p> <p>Yes – give details</p> <p>£ <input type="text"/></p>
<p>3.18 Did you pay any Additional Voluntary Contributions (AVCs)?</p> <p>Total amount you paid</p>	<p>Tax year 2022-23</p> <p>No – go to 3.19</p> <p>Yes – give details</p> <p>£ <input type="text"/></p>	<p>Tax year 2022-23</p> <p>No – go to 3.19</p> <p>Yes – give details</p> <p>£ <input type="text"/></p>
<p>3.19  Did you have any allowable expenses on which you claimed tax relief?</p> <p>Total amount on which you claimed tax relief</p>	<p>Tax year 2022-23</p> <p>No – go to Section 4</p> <p>Yes – give details</p> <p>£ <input type="text"/></p> <p>go to Section 4</p>	<p>Tax year 2022-23</p> <p>No – go to Section 4</p> <p>Yes – give details</p> <p>£ <input type="text"/></p> <p>go to Section 4</p>

Section 4 Declarations

How to complete Section 4.

If you are an independent student with no partner.

Complete the Student Declaration below, leave the Parent/Partner Declaration blank.

If you are an independent student with a partner.

You complete the Student Declaration, your partner needs to complete the Parent 2/student's partner Declaration below.

If you are a dependent student in a single parent household.

You complete the Student Declaration, the parent who completed Section 3 needs to complete the Parent 1 Declaration.

If you are a dependent student in a two parent household.

You complete the Student Declaration, the parent who completed Section 3 as Parent 1 needs to complete the Parent 1 Declaration and the parent who completed Section 3 as Parent 2 needs to complete the Parent 2/student's partner Declaration.

Student Declaration

By signing this declaration you are confirming that:

- the information you will give on this form is correct and complete to the best of your knowledge and belief;
- you will submit supporting evidence in accordance with the accompanying notes;
- you understand that any attempt to dishonestly obtain this grant shall be treated as fraud and may result in criminal and/or civil proceedings against you; and
- where you have provided any personal information in relation to a third party, you have informed them of this.

Student full name (in BLOCK CAPITALS)

Today's date

Day	Month	Year
<input type="text"/>	<input type="text"/>	<input type="text"/>

Student signature

Parent/Partner Declaration

By signing and dating this declaration you confirm that:

- the information given on this form is correct and complete to the best of your knowledge and belief;
- you understand that any attempt to dishonestly obtain this grant shall be treated as fraud and may result in criminal and/or civil proceedings against you; and
- you have read and understood these statements.

Parent 1

Full name (in BLOCK CAPITALS)

Signature

Today's date

Day	Month	Year
<input type="text"/>	<input type="text"/>	<input type="text"/>

Parent 2/student's partner

Full name (in BLOCK CAPITALS)

Signature

Today's date

Day	Month	Year
<input type="text"/>	<input type="text"/>	<input type="text"/>

Where do I send my completed form and documents?

Return your completed form and supporting evidence to the address below:

**Student Finance Wales
FE Customer Services
PO Box 5597
Glasgow
G52 9BS**

Check the postage

Make sure that you've included all evidence with your completed application, had it weighed and paid the correct postage costs.

Remember to ask for proof of postage!